

## Transport Swabs With Liquid Media

NDF Kits is the most reliable choice for the collection, preservation, and transport of viruses chlamydia, mycoplasma, and ureaplasma specimens at room temperature . It ensures the safe transport of clinical specimens and flexibility for immediate testing or refrigerated storage when immediate testing is not possible.


**Tube: approx.  $\phi 16 \times 100$ mm Media: 1ml or 3ml**


Optional 1ml and 3ml fill volume on requirement  
Vary fill volume to suit different applications, 1ml to prevent dilution effect, 3ml enough for multiple tests on the same specimen

**95kpa**


Molding cap tightly matched with the tube, passed 95 KPa test and complied with the requirement of infectious material transportation

Optional swabs with unique breakpoint,easy to safe, reliable break o fffand deposit of swab sticks into transport tubes





Skirted transport tube with internal conical shape, enabling centrifugation of samples and allowing tubes to stand upright on the laboratory bench



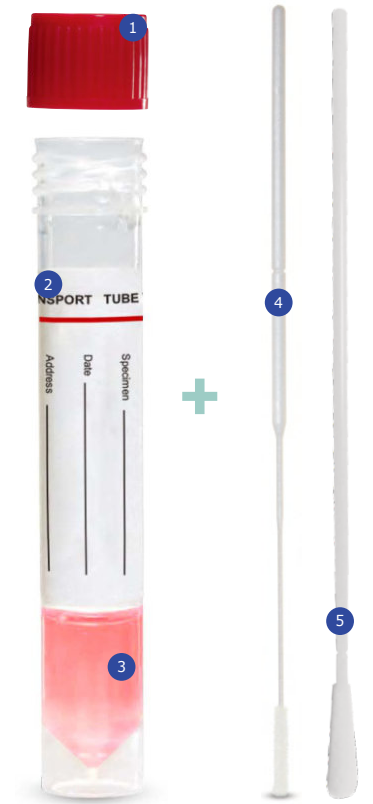
Special design screw cap, able to capture the shaft of swab and protect samples from contaminations

**Specifications**

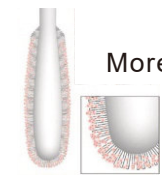
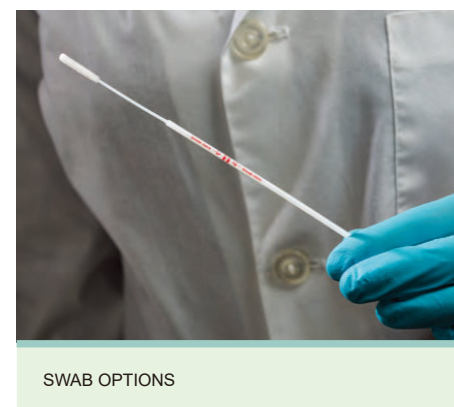
Item No.	Fill volumn medium	Description	Pacakage inf.
NVJ-T-E classic(5ml)	3ml	Breakable swabs,5ml transport tube,red cap	150 pcs per box(Dimension:40*25*24cm)
NMJ-T-E Inactivated(5ml)	3ml	Breakable swabs,5ml transport tube,white cap	150 pcs per box(Dimension:40*25*24cm)
NVJ-T-E classic(10ml)	3ml	Breakable swabs,10ml transport tube,red cap	150 pcs per box(Dimension:40*25*24cm)
NMJ-T-E Inactivated(10ml)	3ml	Breakable swabs,10ml transport tube,white cap	150 pcs per box(Dimension:40*25*24cm)

## ADVANTAGES

- 1. LEAKPROOF, SELF CENTERING CAP**  
Self-centering cap is designed to facilitate easy swab removal and disposal.
- 2.MEDICAL GRADE TRANSPORT VIAL , SMOOTH AND CLEAN**  
The vial allows for safe collection and transport of clinical specimens.
- 3.IDEAL TRANSPORT MEDIUM**  
We have classic and inactivated medium for reference.Glass beads inside the collection tube ensure more rapid sample dispersion and elution.It has a shelf life of 12 months at least
- 4.STANDARD OR CUSTOMIZED BREAKPOINTS**  
The swab Designed to accommodate different sampling sites(3cm or 8cm breakpoint can be choosed) fast, safe, and convenient and decreased the carry over.
- 5.VARIETY OF SWAB STYLES**  
with a variety of tip shapes and sizes enhances collection flexibility and improves patient comfort.



More Respiratory Epithelial Cells Are Collected by the Velvet Brush-Like Flocked Swab  
Cellular Material Rapidly Elutes into Transport Medium

Distributed by:  
**ImTec**  
DIAGNOSTICS NV  
Contact: info@imtec.be | +32(0)3-2251139